

'81 CHEVY SUBURBAN



**AN IMPORTANT
STEP AHEAD**

AN IMPORTANT STEP AHEAD.

The Superwagon Suburban steps into the '80s with proven values plus exciting new engineering advances.

To begin with, Suburban's remarkable interior spaciousness and impressive trailering power have been retained.

But there are sleek, aerodynamic new looks. And there's a new fuel-efficient 5.0 Liter (305 Cu. In.) V8 with Electronic Spark Control (see page 8 for details).* You'll also find new side molding treatments, new paint schemes and un-

derneath, new corrosion protection.

In short, Suburban kept the features that were just too good to give up. The features that have long made it the crowd-pleasing Superwagon. But changes were made. Changes that make the new Suburban an important step ahead.



Chevy C10 Suburban Silverado shown here and on cover.

A word about this catalog. We have tried to make this catalog as comprehensive and factual as possible and we hope you find it helpful. However, since the time of printing, some of the information you'll find here may have been updated. Also, some of the equipment shown or described throughout this catalog are available as factory-installed options, dealer accessories and specialized equipment from various independent suppliers at extra cost. Your dealer has


details and, before ordering, you should ask him to bring you up to date.

The right is reserved to make changes at any time, without notice, in prices, colors, materials, equipment, specifications and models. Check with your Chevrolet dealer for complete information.

*See your Chevrolet dealer to obtain EPA fuel economy estimates for Chevy Suburban.

A TOUGH RECORD TO BEAT.

94.4% of Chevy Light-, Medium-, Heavy-Duty trucks and commercial vans in the ten most recent years recorded were still on the job. (Based on R. L. Polk & Co. model year registrations through July 1, 1979. 1980 statistics not available at time of printing.)



MORE THAN A WAGON.

Superwagon tough. Superwagon roomy. Suburban's built for tough jobs that most ordinary wagons simply couldn't handle. Take trailering. A Series C20 Suburban with proper equipment can move up to 15,000 lbs. including itself, passengers, cargo and the trailer. Considerably more than you could move with any ordinary wagon.

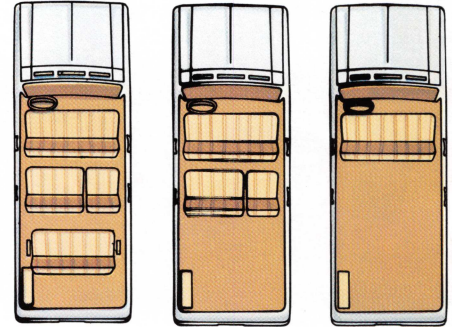
A weight-distributing hitch platform for trailers up to 9500 lbs. is available through Chevrolet. In addition, Chevrolet offers a wide range of trailering equipment including optional 31- or 40-gallon fuel tanks and trailer wiring harness.



Inside, Suburban offers an awesome volume of usable space. You can seat up to nine adults with optional seating and still have room for bag and baggage. Or, with just the front seat in place, you can load fully 144 cu. ft. of cargo. And with its tough truck build, Suburban can carry big




payloads. Up to 3914 lbs. including people and cargo. The double rear doors open 40" high and nearly 60" wide below window to give you easy access to all that cargo area. A wagon-type, bottom-hinged tailgate is also an available option. Yet with all that room inside, Suburban remains trim enough outside to fit into most residential garages.



ARRANGE THE ROOM FOR CARGO OR PASSENGERS.

In seconds. The standard wide-bench front seat handles three people comfortably. The optional 2/3-1/3 split second seat offers room for three more, and it can be easily folded down to create a cargo deck all the way to the tailgate giving you 144 cu. ft. of load space. All of which means the Suburban quickly adapts to a wide variety of uses. Ride-pooling. Family fun. Heavy cargo hauling. And much more.

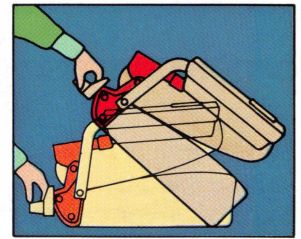
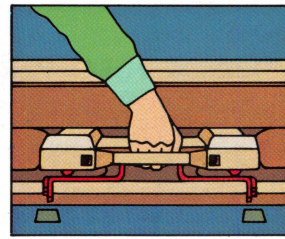
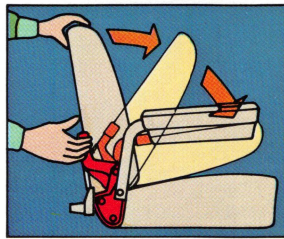


Chevy K10 Suburban Silverado

RUGGED LIKE A TRUCK.

QUICK-RELEASE THIRD SEAT AVAILABLE.

The Suburban can seat up to nine adults with the optional third seat. And that still leaves room for 35 cu. ft. of cargo at the rear. The seat can be easily removed by releasing cam-type latches and sliding it off the front anchors.



Chevy C10 Suburban Silverado




NEW 4-WHEEL-DRIVE ACTION. SUBURBAN STYLE.

New 4-wheel-drive system features automatic locking front hubs. When you shift from freewheeling 2WD to 4WD, the hubs automatically lock up, eliminating the need to get out of the cab to set them. To revert to 2WD, simply stop the vehicle, shift into 2WD, slowly back up about ten feet and go your way. K10 and K20 models have a new lightweight aluminum

transfer case with synchronized gears that allow you to shift from 2WD to 4WD at speeds under 25 MPH. The console is floor-mounted with lighted indicator.

And Suburban 4WD models give you convenient entry height. Only 21.6 to 23 inches, de-

pending on the model selected. But even with this low entry height, you still get a solid margin of 7.2 inches ground clearance. A new option is Suburban's Front Quad Shock off-road handling package.



INSIDE. WALL-TO-WALL COMFORT, SPACE AND VERSATILITY.

OPTIONAL SILVERADO INTERIOR. THE UPPER LIMITS OF SUBURBAN LUXURY.

Top-of-the-line comfort. Relax in the full-depth, foam-cushion front seat, upholstered in your choice of either cut-pile velour cloth in four colors or new leather-grain vinyl in three colors. Deep, sound-hushing carpet lies underfoot. While around you are such eye-pleasing luxury touches as the newly designed instrument panel with bright-brushed instrument cluster frame and needle-type full-gage instrumentation. On the doors, full door-trim panels. And there's a visor-mounted mirror on the passenger side.

Outside, the Silverado proclaims itself with a distinctive chrome-accented grille and dual rectangular headlights. Choose from four interior colors depending upon seat choice.




OPTIONAL BUCKET SEATS.

This year, Silverado Suburban's sporty high-back custom bucket front seats come in supple doeskin-color vinyl and cloth or slate-color luxurious velour. A new center console design has lockable storage compartment, plus a cover that can be folded rearward for use as a snack tray.



OPTIONAL SC

Includes full-depth foam-cushioned front seat. Custom cut-pile velour cloth upholstery and available options. Full-length insulated headliner.



OTTSDALE TRIM.

with handsome embossed vinyl trim. leather-grain custom vinyl seat trim are inner included. Custom vinyl trim shown.



CUSTOM DELUXE TRIM STANDARD.

Features include full-depth foam cushioned front seat with embossed vinyl trim and cockpit-type instrument cluster.

NEW POWER. TOUGH THROUGHOUT.


NEW 5.0 LITER (305 CU. IN.) V8 WITH ELECTRONIC SPARK CONTROL.

This new V8 provides surprising acceleration and horsepower for an engine of its size. It has a substantial 9.2-to-1 compression ratio. Yet this engine operates on low octane, unleaded fuel! The engine

is designed to run most efficiently at maximum spark advance. An Electronic Spark Control senses a "knock" condition and automatically retards the spark.

The new 5.0 Liter V8 with Electronic Spark Control is standard on the Series C10 model in all states except California. The

5.7 Liter (350 Cu. In.) V8 is optional for the C10 Suburban and standard on the C20 models. A 7.4 Liter (454 Cu. In.) V8 is optional for the C20 model. On K10 and K20 (4WD) Suburbans the 5.7 Liter (350 Cu. In.) V8 is standard.



NEW AXLE FOR C AND K20 SERIES. A new 6000-lb.-capacity semi-floating rear axle is lighter and easier to service. A full-floating axle with the same capacity is used on C20 with optional 7.4 Liter (454 Cu. In.) V8.

STRONG TRUCK FRAME.

Deep section, steel side rails for strength and durability. The cross rail drop-center design allows low body mounting for easy entry and exit.

COMPUTER-MATCHED BRAKE SYSTEM. Power-assisted front disc brakes and finned rear drum brakes are computer-matched to the gross vehicle weight rating of the Suburban you order.

NEW LOW-DRAG FRONT DISC-BRAKE CALIPERS.

Reduce constant rolling resistance from the brakes.

TWO-STAGE MULTI-LEAF REAR SPRINGS. Provide good ride with light loads. Progressively firmer support as cargo weight increases. This year they're treated with special anti-corrosive paint.

MASSIVE GIRDER BEAM FRONT SUSPENSION. A massive structural steel girder beam is the major component of the rugged suspension on 2-wheel-drive Suburbans.


FINNED REAR BRAKE DRUMS. Cast iron-steel rear brake drums are finned to promote cooling. Outer edges are curved to help keep contaminants from lining.

ALUMINIZED MUFFLER. Outer shell and interior baffles are heavy-gage metal, aluminized inside and out to help fight corrosion.

A word about engines. Chevrolet trucks are equipped with GM-built engines produced by various divisions. See your dealer for details.

Please refer to Suburban power-team engine information on this page.

For light-duty Chevrolet truck EPA mileage estimates, check the wall poster displayed at your Chevrolet dealer's showroom, or ask for an EPA mileage sheet to take home with you.



Engine with Lt.-Medium-Duty Emissions for Models of 8500 GVWR and Below for All States	Engines with Heavy-Duty Emissions for Models Over 8500 GVWR for All States			
DISPLACEMENT — LITER (Cu. In.)	5.0L (305) V8 [†]	5.7L (350) V8	5.7L (350) V8	7.4L (454) V8
ENGINE ORDERING CODE	LE9(B)	LS9(A)	LT9(A)	LE8(A)
BORE & STROKE	3.74 x 3.48	4.0 x 3.5	4.0 x 3.5	4.3 x 4.0
COMPRESSION RATIO	9.2 to 1	8.2 to 1	8.3 to 1	7.9 to 1
SAE NET HORSEPOWER @ RPM	165 @ 4400	N.A.	N.A.	210 @ 3800
SAE NET TORQUE (lb.-ft.) @ RPM	240 @ 2000	N.A.	N.A.	340 @ 2800

(A) Produced by GM-Chevrolet Motor Division.

(B) Produced by GM-Chevrolet Motor Division and GM of Canada.

[†]Electronic Spark Control. [‡]Not Available in California. N.A. Not available at time of printing.

GETTING TOUGH ON CORROSION.

Suburban corrosion protection treatments are extensive. Chevrolet offers a Three-Year Perforation-From-

Corrosion Limited Warranty. Exhaust system components not included. See your Chevy dealer for details on other

limitations. Listed below are some of the built-in ways Chevy Suburbans help fight corrosion.

ELECTRICALLY CHARGED PRIMER. Electrical charging helps draw paint into hidden seams and crevices for added corrosion protection.

CORROSION-RESISTANT STEEL. Zincrometal[®] galvanized steel, zinc alloy steel and zinc-plated parts are used to help fight rust.

ZINC-RICH PRIMER. Hand-sprayed on inner surfaces of front rocker panels and inside lower surfaces of outer rear quarter panels before final priming.

NEW STONE SHIELDS. Tough urethane shields in front of rear wheel openings.

NEW, ADDITIONAL CORROSION-RESISTANT STEEL. To help give inner rear door panels added corrosion protection.

DOUBLE-WALL DOORS. Add rigidity. Both steel panels are Zincrometal[®].

ACRYLIC ENAMEL. Two finish coats.

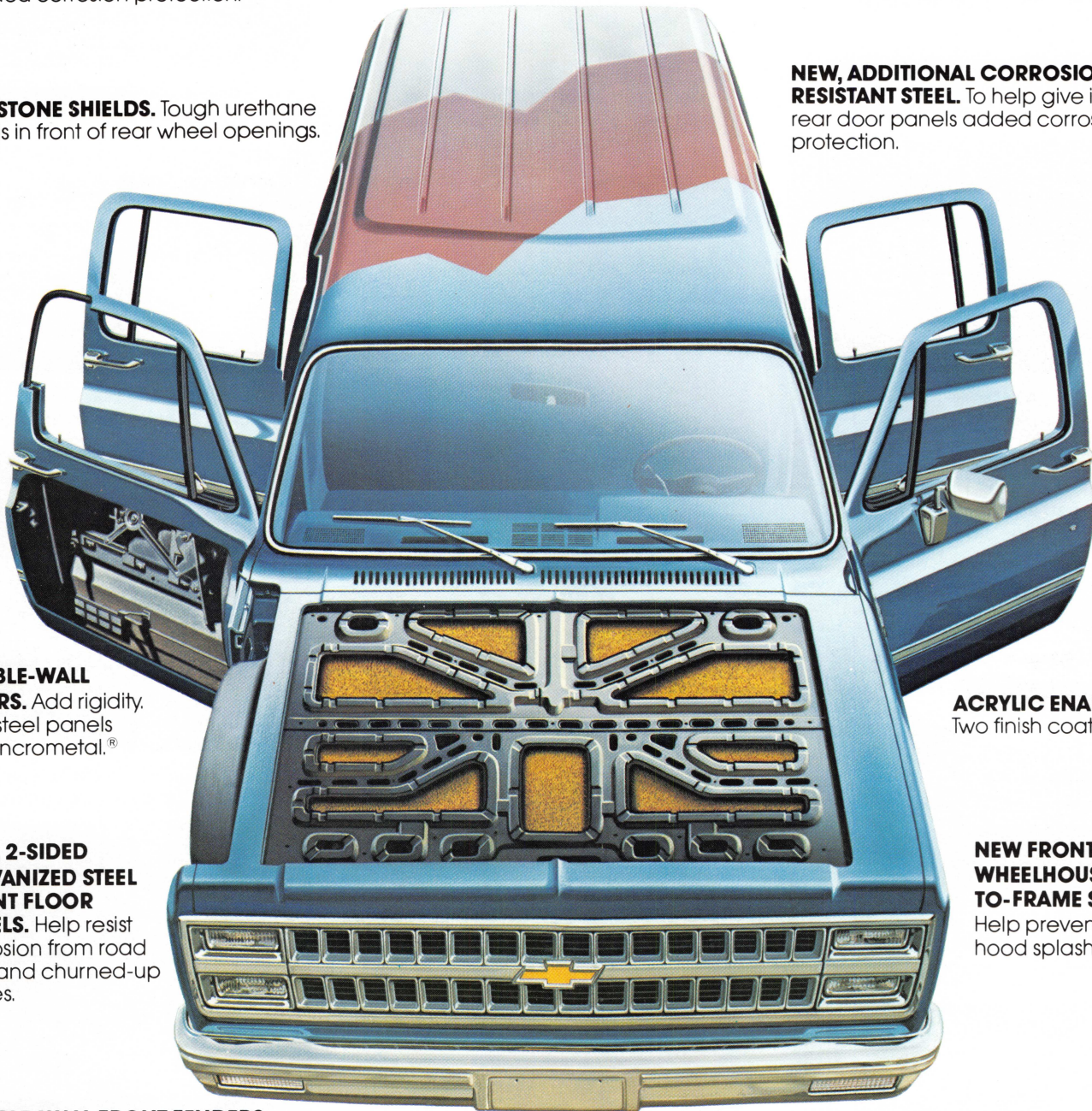
NEW, 2-SIDED GALVANIZED STEEL FRONT FLOOR PANELS. Help resist corrosion from road salts and churned-up stones.

NEW FRONT WHEELHOUSING-TO-FRAME SEALS. Help prevent underhood splash.

DOUBLE-WALL FRONT FENDERS. One-piece inner and outer fender panels for structural rigidity. Both steel panels are Zincrometal[®].

UNDERHOOD INSULATION. Standard on Silverado models. Helps absorb engine sounds.

DOUBLE-PANELED HOOD. Fabricated of two pieces of steel, welded together for torsional rigidity. Outer panel is corrosion-resistant Zincrometal[®].




OPTIONS TO MAKE YOUR SUPERWAGON EVEN MORE SUPER.




Trailer Special Package. Required equipment varies depending on gross combination weight.




Comfortilt steering wheel. Select any one of six different positions for your driving comfort.




Silverado instrument panel includes engine gages.



Cruise Control (available with automatic transmission). Engages at a touch to maintain preset speed. Includes new "resume speed" feature.




Roof luggage rack with air deflector.




Dual-unit front and rear air conditioning. Each unit can be operated independently.




Delco radio options include AM/FM stereo, AM/FM stereo with 8-track player or AM/FM stereo with cassette player, AM/FM monaural with CB.



Below Eyeline mirrors.



Fuel tank stone shield. 31- and 40-gallon fuel tanks are optional.



Power windows for all side doors.



Trailer weight-distributing hitch platform.



Styled wheels. Tires supplied by various manufacturers.

APPEARANCE & CONVENIENCE OPTIONS

	C10	C20	K10	K20
Air Conditioning, Front	X	X	X	X
Air Conditioning, Front & Rear	X	X	X	X
Bright Metal Wheel Covers	X	X	X	X
Bright Metal Wheel Trim Rings	X	X	X	X
Bumpers:				
Chromed Front and Rear	X	X	X	X
Chromed Front Bumper Guards	X	X	X	X
Deluxe Front and Rear	X	X	X	X
Cigarette Lighter	X	X	X	X
Color-Keyed Floor Mats	X	X	X	X
Comfortilt Steering Wheel	X	X	X	X
Custom Steering Wheel	X	X	X	X
Deluxe Front Appearance Package	X	X	X	X
Deluxe Instrument Panel	X	X	X	X
Dome Lamp	X	X	X	X
Electric Clock	X	X	X	X
Floor Carpeting	X	X	X	X
Glass, One Way	X	X	X	X
Halogen Headlamps	X	X	X	X
Headlamp Warning Buzzer	X	X	X	X
Intermittent Windshield Wipers	X	X	X	X
Mirrors:				
Painted Below Eyeline Mirrors	X	X	X	X
Stainless Steel Below Eyeline Mirrors	X	X	X	X
Stainless Steel Camper Mirrors	X	X	X	X
Visor Mirror	X	X	X	X
Moldings:				
Body-side Moldings—Black	X	X	X	X

	C10	C20	K10	K20
Body-side Moldings—Bright	X	X	X	X
Custom Molding Package—Black	X	X	X	X
Deluxe Molding Package—Bright	X	X	X	X
Door Edge Guards	X	X	X	X
Wheel Opening Moldings	X	X	X	X
Operating Convenience Package	X	X	X	X
Power Doorlocks	X	X	X	X
Power Windows	X	X	X	X
Paint Options:				
Special Two-Tone Paint	X	X	X	X
Exterior Decor Package	X	X	X	X
Delco Radios & Accessories:				
AM Radio	X	X	X	X
AM/FM Radio	X	X	X	X
AM/FM Stereo Radio	X	X	X	X
AM/FM Stereo w/8-Track Tape	X	X	X	X
AM/FM Stereo w/Cassette Tape	X	X	X	X
AM/FM w/CB & Antenna	X	X	X	X
Rear Auxiliary Speaker	X	X	X	X
Windshield Antenna	X	X	X	X
Roof Marker Lamps	X	X	X	X
Seats, 3-Passenger Rear	X	X	X	X
Seats, Folding Center	X	X	X	X
Seats, High-Back Front Bucket	X	X	X	X
Tachometer	X	X	X	X
Tailgate, Electric Window	X	X	X	X
Wheels, Aluminum	X	X		
Wheels, Rally	X	X		
Wheels, Styled	X	X		

PERFORMANCE & HEAVY-DUTY EQUIPMENT OPTIONS

	C10	C20	K10	K20
Auxiliary Battery	X	X	X	X
Cold Climate Package	X	X	X	X
Coolers: Engine Oil	X	X	X	X
Transmission Oil	X	X	X	X
Cruise Control	X	X	X	X
Deadweight Trailer Hitch	X	X	X	X
Front Quad Shocks Package			X	X
Front Stabilizer Bar	X			
Front Tow Hooks			X	X
Fuel Tank, 31-Gallon	X	X	X	X
Fuel Tank, 40-Gallon	X	X	X	X
Fuel Tank, Stone Shield Plate	X	X	X	X
Gages: Volt, Temp. and Oil	X	X	X	X

	C10	C20	K10	K20
Generators: 55 Amp	X	X	X	X
63 Amp	X	X	X	X
Heavy-Duty Battery	X	X	X	X
Heavy-Duty Front & Rear Shocks	X	X	X	X
Heavy-Duty Front Stabilizer Bar		X		
Heavy-Duty Front Springs			X	X
Heavy-Duty Radiator	X	X	X	X
Locking Rear Axle Differential	X	X	X	X
Power Steering	X	X		
Trailer Wiring Harness	X	X	X	X
Trailering Special Equipment	X	X	X	X
Weight-Distributing Hitch Platform	X	X	X	X

THE GM CONTINUOUS PROTECTION PLAN.

It offers service protection in addition to that provided by GM's new vehicle limited warranty. Available only in the U.S. and Canada for the 1981 model year. Ask your dealer about it.



A WORD ABOUT ASSEMBLY, COMPONENTS AND OPTIONAL EQUIPMENT IN THESE CHEVROLET PRODUCTS.

The Chevy Suburbans described in this brochure (Series C10, C20, K10 and K20) are assembled at facilities of General Motors Corporation operated by Chevrolet Motor Division.

These Chevs incorporate thousands of different components produced by various divisions of General Motors and by various suppliers to General Motors. From time to time during the manufacturing process, it may be necessary, in order to meet public demand for particular vehicles or equipment, or to meet federally mandated emissions, safety and fuel economy requirements, or for other reasons, to produce these products with different components or differently sourced components than initially scheduled. All such components have been approved for use in these Chevrolet products and will provide the quality performance

associated with the Chevrolet name.

With respect to factory-installed extra cost optional equipment, make certain you specify the type of equipment you desire on your vehicle when ordering it from your dealer. Some options may be unavailable when your vehicle is built. Your dealer receives advice regarding current availability of options. You may ask the dealer for this information. GM also requests the dealer to advise you if an option you ordered is unavailable. We suggest that you verify that your vehicle includes the optional equipment you ordered or, if there are changes, that they are acceptable to you.

These vehicles are also available from GMC dealers under the GMC nameplate (GMC Suburban Series C1500, C2500, K1500 and K2500).

SPECIFICATIONS

SERIES	C10 2-WHEEL DRIVE		C20 2-WHEEL DRIVE		K10 4-WHEEL DRIVE		K20 4-WHEEL DRIVE	
GVW RANGE (LB)	6100 to 6800		8600		6100-6800		8600	
AVAILABILITY	Standard	Optional	Standard	Optional	Standard	Optional	Standard	Optional
ENGINE — LITER (cu. in.)	5.0L (305)#*	5.7L (350)	5.7L (350)	7.4L (454)	5.7L (350)	—	5.7L (350)	—
FRONT SUSPENSION	Type/Spring	Independent-Coil Springs		Independent-Coil Springs		Hypoid Driving Axle— Leaf Springs		
	Capacity (lb.)	3250	—	3800	—	3600	—	3800
	Spring Capacity (lb. ea.)	1625	—	1900	—	1850	2250	1850 2250
REAR SUSPENSION	Axle Type	Semi-Floating		Semi-Floating**		Semi-Floating		Semi-Floating
	Capacity (lb.)	3750	—	6000	—	4000	—	6000
	Avail. Ratios	2.73	3.08, 3.42, 3.73	3.42	3.23, 3.73, 4.10, 4.56	3.42	3.08, 3.73	3.73 4.10
	Spring Type	Two-Stage Multi-Leaf		Two-Stage Multi-Leaf		Two-Stage Multi-Leaf		Two-Stage Multi-Leaf
Spring Capacity (lb. ea.)	2000	—	3000	—	2000	—	3000	—
BRAKES	Disc/Drum	Power		H. D. Power		Power		H. D. Power
		—	—	—	—	—	—	—
ELECTRICAL	Battery (CCA)*	370	430, 465	370	430, 465	370	430, 465	370 430, 465
	Generator (amp)	37	55, 63	37	55, 63	37	55, 63	37 55, 63
FUEL TANK	Nominal Capacity	25	31, 40	25	31, 40	25	31, 40	25 31, 40
STEERING	Type	Manual		Manual		Power		Power
TRANSMISSION	Manual	4-Spd.		4-Spd.		4-Spd.		4-Spd.
	Automatic	—	Automatic	—	Automatic	—	Automatic	— Automatic
TRANSFER CASE— Automatic Locking Front Hubs	—	—	—	—	New Process 208		New Process 208	
TIRE SIZE, TUBELESS	P235/75R15	•	9.50-16.5 D(F) E(R)	•	P215/75R15	•	9.50-16.5 D(F) E(R)	•
	•Larger Size Tubeless and Tube-Type Tires Available							

*Not Available in California Tire load range—B (4 PR), C (6 PR), D (8 PR), E (10 PR)
 **Full floating design included with 7.4L 454 engine
 #Electronic Spark Control — High Compression Engine










•Cold Cranking Amps @ 0° F.

TRAILERING SPECIAL PACKAGE CONTENTS AND REQUIREMENTS

	C10	K10	C20	C20	K20
ENGINE	350-4V8	350-4V8	350-4V8	454-4V8	350-4V8
TRANSMISSION	Automatic	Automatic	Automatic	Automatic	Automatic
REAR AXLE RATIO (:1)	3.73	3.73	4.10	3.73/4.10	4.10
EQUIPMENT INCLUDED:					
Trailer Hitch Platform	X	X	X	X	X
Trailer Wiring Harness, 7-Wire	X	X	X	X	X
Engine Oil Cooler	X	X	X	X	X
Transmission Oil Cooler	X	X	X	X	X
Power Steering	X	Standard	X	X	Standard
Power Brakes	Standard	Standard	Standard	Standard	Standard
H. D. Shocks, Front and Rear	X	Standard	Standard	Standard	Standard
H. D. Rear Springs	Standard	Standard	Standard	Standard	Standard
H. D. Generator, 63-amp.	X	X	X	X	X
GCWR SHOWN ON NAMEPLATE†	11,000	11,000	12,000	13,000/15,000	12,000

†GCWR—GROSS COMBINATION WEIGHT RATING

COLORS

Frost White				
Nordic Blue Metallic				
Carmine Red				



**AN IMPORTANT
STEP AHEAD**